

Waterlase
express™



BIOLASE

Introducing

Waterlase *express*[™]



Meet Waterlase Express, the NEW 5th-generation, all-tissue laser that will change the way you practice dentistry. Waterlase has the power and simplicity to solve dental problems now, beyond expectation. The versatile and gentle combination of laser energy and water has the power to relieve dental anxiety at the source — for you, your team, and the patients you serve.

FOR YOUR PATIENTS

- ✦ Less fear and anxiety
- ✦ Quicker and more efficient visits
- ✦ Faster healing and recovery
- ✦ Retains more healthy tissue

FOR YOU AND YOUR TEAM

- ✦ More positive patient outcomes
- ✦ Increased production
- ✦ Reduced recalls, more chair time
- ✦ Fresh approach to “old” dentistry



Solve Dental Challenges Now, Beyond Expectation

Simple

- ✦ Step-by-step animations
- ✦ Easy tablet interface
- ✦ Procedures by category
- ✦ Fast daily set up

Supported

- ✦ Customer Care button for comprehensive help when needed
- ✦ Largest field service organization
- ✦ Remote system diagnosis for maximum uptime

Connected

- ✦ Connect with fellow laser users in multiple ways
- ✦ Access online training from the system
- ✦ Quick access to clinical mentors

Proven

- ✦ Uses patented 5th-generation Waterlase Er,Cr:YSGG laser engine
- ✦ More than 28.5 Million procedures performed with Waterlase technology
- ✦ Published research and case studies for many applications

Productive

- ✦ Solid value at an attractive price
- ✦ Manage clinical challenges faster
- ✦ Gain confidence with on-board clinical library



Smallest

- ✦ 50% smaller than Waterlase iPlus
- ✦ Only counter-top all-tissue laser



Patient Pleaser

It is estimated that as many as 75% of U.S. adults experience dental fear.¹ Waterlase Express has gentle, precise laser-and-water cutting technology for easy procedures your patients will love.

- ✦ Give your patients the best possible dental experience; less anesthetic and fewer shots
- ✦ Build stronger patient relationships with gentle laser care
- ✦ Reduce the hassle for patients and do more of their dentistry in your office
- ✦ Generate positive referrals and recommendations online and in your community

Problem Solver

Discover more excitement by replacing dated techniques with more efficient laser procedures. Experience rejuvenation with interesting new approaches.

- ✦ The essential chairside instrument for resolving clinical challenges
- ✦ Add new laser procedures to your practice to retain patients and attract new ones
- ✦ Generate new excitement for you and your team
- ✦ Help patients address oral health issues sooner

Practice Builder

Generate new streams of revenue and cash flow to help you build your practice with modern laser technology packed in a simple, accessible, table-top system.

- ✦ Dramatically reduce operatory setup and teardown — fewer instruments
- ✦ Swiftly manage and address any dental procedures discovered in the Hygiene department
- ✦ Smart investment with rapid return and value for the entire practice

Did you know?

More than 200 years of laser expertise are built into every Waterlase Express laser!

BIOLASE teamed up with top all-tissue laser experts and contributors from around the world to develop the ideal laser for new all-tissue laser dentists. After two years and countless development sessions, their input combined with Waterlase technology to create a truly unique all-tissue laser.



“I have used a variety of BIOLASE lasers devices for the past 18 years. The Waterlase Express is revolutionary in the dental field; we now have a small, versatile laser device that has opened the door to new possibilities in my practice. It allows general dentists to do a variety of new laser procedures on both soft- and hard-tissue. One of the biggest advantages of the Waterlase Express is the reference library that is filled with clinical information, recommendations and procedural videos.”

— Dr. Josep Arnabat
Barcelona, Spain

“Waterlase technology is the best way and, in my opinion, the only way to practice dentistry in 21st century. From



minimally invasive caries removal without unpleasant noise and vibration, to saving chair-time by enabling multi-disciplinary treatment during one appointment, to extending the life of teeth considered to be ‘hopeless’ by conventional opinions. The unparalleled improvement in your surgical skills due to better visibility results in reduced pain and faster healing for the patient, which in turn is a great practice builder.”

— Dr. Marina Polonsky
Ottawa, Canada



“Having an Er,Cr:YSGG laser allows me to perform a wide range of treatments on soft- and hard-tissue. I cannot imagine my daily practice without this device which has now become indispensable for both me and my patients. With the Er,Cr:YSGG my work has improved in terms of time and simplicity.”

— Dr. Antonio España
Barcelona, Spain

Innovation Made Easy

Waterlase Express offers the benefits of the most-used all-tissue laser technology — but makes it even simpler and more accessible for every type of dentist. You do not need to be a laser scientist to start changing dentistry in your practice with Waterlase Express. Tap a procedure, watch the step-by-step animation — and grab the opportunity to offer unique patient care, rejuvenate the practice, while generating a healthy ROI.

Vivid HD Tablet Interface

- ◆ Latest in tablet technology
- ◆ Familiar tablet and touch screen interface
- ◆ Regular updates and new content
(WiFi connection required)

Organized Workflows

- ◆ Procedures organized into clinical categories
- ◆ Intuitive radial interface design

Simple Laser Controls

- ◆ Adjust cutting power on the fly
- ◆ Simply slide the button left or right
- ◆ Basic user interface to accelerate learning

One-Touch Learning Center

- ◆ Access to best practices and expert advice
- ◆ Videos on maintenance and care
- ◆ Access to BIOLASE Connect™ online account

Onboard User Manual

- ◆ One touch access to laser instructions
- ◆ Great for staff training and retention
- ◆ Stay up to date with the latest content

Customer Care Button

- ◆ One tap to contact customer support
- ◆ Obtain clinical, technical or business assistance
- ◆ Remote troubleshooting (WiFi connection required)



Simulated screen.

Most Flexibility and Access

Waterlase Express has the lightest, most flexible fiber optic delivery system available. The strength of a titanium fiber cable and a patented contra-angle handpiece offers virtually zero resistance in your hand to help eliminate fatigue, so you can easily access any treatment site.



Wireless Foot Control

Waterlase Express is the smallest all-tissue laser ever developed – and it's also the first to feature a convenient wireless footswitch for easy integration into your existing operatories, or for easy portability throughout your practice.

Easy to Learn

Each clinical category on Waterlase Express has several procedure options. Tap the 'View Animation' button to see a real-time, HD, step-by-step animation of the procedure.

As you learn and gain experience with Waterlase, a simple slider control enables you to adjust the laser on the go for more or less power.



More Connected

Waterlase Express integrates with our new BIOLASE Connect™ system, which provides a direct link between your laser and support resources from BIOLASE. You will be able to receive automatic upgrades and updated clinical and educational content, as well as connect with fellow Express owners.

*(BIOLASE Connect functionality requires separate WiFi internet connection. Ask for regional availability.)

Portability You Want

Waterlase Express is the smallest, lightest all-tissue laser ever developed, ensuring it has easy and seamless fit into any operatory. With a sturdy handle for easy transport or two great cart options to choose from, Waterlase Express is the ultimate in portability and convenience for all-tissue lasers.



BIOLASE
Waterlase Express™
(67% smaller than
Waterlase iPlus)



BIOLASE
Waterlase iPlus®



Learn Laser Procedures Quickly

Waterlase Express is the perfect chairside companion for most clinical cases. With nearly 100 clinical presets and an innovative simple slider bar to increase or decrease cutting power; solving clinical challenges have never been as efficient or simple.

Simple, Fast Class V's



PRE-OP



IMMEDIATE POST-OP

Easy Gingival Troughing



Root Canal Therapy



INTRA-OP

Gingival Recontouring



PRE-OP



IMMEDIATE POST-OP

Implant Uncovering



PRE-OP



IMMEDIATE POST-OP

Pulpotomy



INTRA-OP

Maxillary and Lingual Frenectomies



PRE-OP



IMMEDIATE POST-OP

Osseous Crown Lengthening



PRE-OP



INTRA-OP



IMMEDIATE POST-OP

Fibromal Removal and Biopsy



PRE-OP



POST-OP

REPAIR Perio



PRE-OP



INTRA-OP

Laser Perio Protocols



PERIODONTITIS PROTOCOL

- ★ Patient-preferred, minimally invasive, periodontal laser protocol
- ★ Treat site-specific or full-mouth cases for greater flexibility in treatment planning
- ★ Capable of gentle removal of subgingival calculus
- ★ Promotes cementum-mediated periodontal ligament new-attachment to the root surface in the absence of long junctional epithelium



Case #1 – courtesy of Dr. Bret Dyer



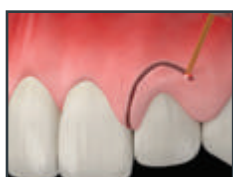
Exclusive! Every Procedure Animated

Waterlase Express is the only laser to feature in-depth, step-by-step, 4K HD animations for every step of every procedure. No matter your level of expertise, from beginner to advanced user, the Waterlase Express animation library is a dazzling, informative training resource for as long as you own your Waterlase Express.



Restorative

- ✦ Cavity preparations
- ✦ Sub-gingival decay removal
- ✦ Troughing




Soft-Tissue

- ✦ Achieving hemostasis
- ✦ Frenectomy techniques
- ✦ Biopsies and lesions




Perio

- ✦ REPAIR Perio protocol (all steps)
- ✦ Closed crown lengthening
- ✦ Flap surgery



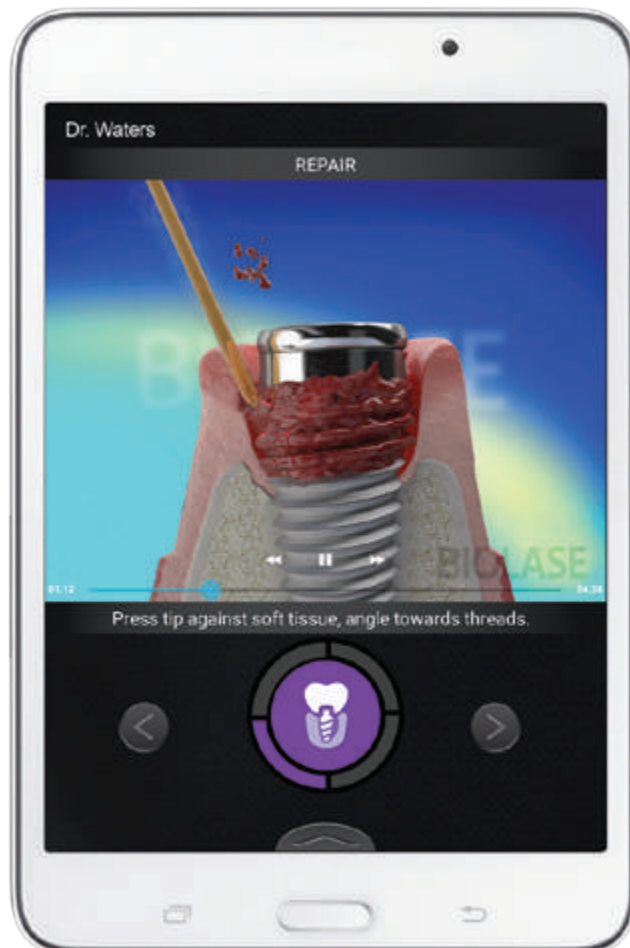
Implant

- ✦ REPAIR Implant protocol (all steps)
- ✦ Implant debridement
- ✦ Flap surgery



Endo

- ✦ Root canal disinfection
- ✦ Pulpotomy
- ✦ Pulpectomy



And much more! Over 2 hours of 4K-Ultra-HD learning content!



Case #2 – courtesy of Dr. Rana Al-Falaki

REPAIR™

PERI-IMPLANTITIS PROTOCOL

- ✦ Patient-preferred, minimally invasive, peri-implantitis laser protocol
- ✦ Easy access to implant surface
- ✦ Closed flap protocol can be used to manage early peri-implantitis
- ✦ Treat site-specific or full-mouth therapy for flexibility in treatment planning
- ✦ Safely debride the implant surface (vs. Nd:YAG laser)

Rich On-Board Reference Library

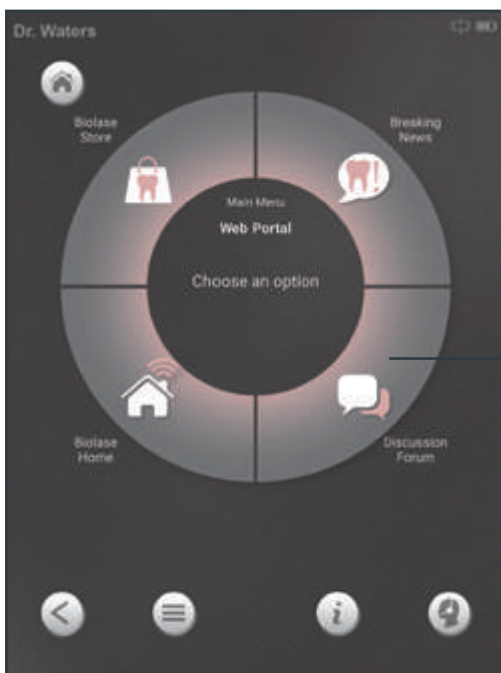
- ◆ Waterlase Express features a loaded System Menu including rich, on-board reference material and other information designed to help you be a Waterlase Express expert in no time.
- ◆ Access best practices from Waterlase Express clinical mentors, how-to videos, and much more at your fingertips.
- ◆ Connect and collaborate with fellow Waterlase owners.

Learning Center

- ◆ Instructional videos
- ◆ Operational videos for the team
- ◆ Business and marketing tips

Stay Up to Date Online

- ◆ Get the latest educational content
- ◆ View your profile and usage stats on BIOLASE Connect
- ◆ Update software and settings



Connect with Peers

- ◆ Learn from fellow owners
- ◆ Share cases and get advice
- ◆ Collaborate for best practices



Get Future Clinical Apps

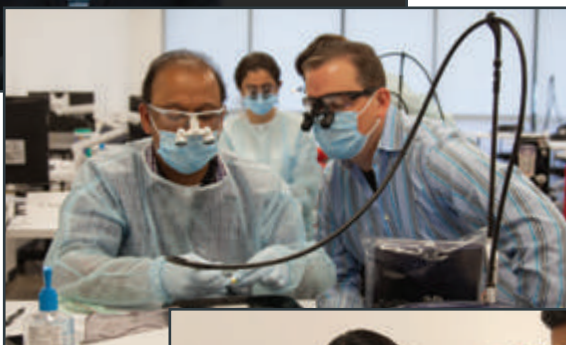
- ◆ Update and add future applications
- ◆ Download new clinical technique videos
- ◆ Use the latest pre-sets from the experts

World-Class Training

With more than 14,000 global members, it is the largest dental and medical laser education organization in the world. WCLI symposiums are held frequently around the world.

Choose from a wide range of learning tools and educational solutions to meet your learning style. To ensure that you feel comfortable and confident with this exciting technology, we encourage you take advantage of some of the following educational solutions we have to offer:

- ◆ Group or in-office certification training
- ◆ Advanced laser training courses
- ◆ On-demand online training
- ◆ Full schedule of live and online CE events
- ◆ Comprehensive library of published clinical articles and videos from laser researchers and experts worldwide



97%

*of Waterlase patients
recommend it to their
friends and family.²*

*“Waterlase is an
integral part of
every procedure
I do. The results
we achieve are
outstanding, with
so much less stress, so much
more fun and so much more
comfort for patients.”*



Dr. Rana Al-Falaki
London, UK

Waterlase express™

TECHNICAL SPECIFICATIONS

Wavelength	2.78 µm (2780 nm)
Max. Power Output	4 W
Pulse Energy	200 mJ
Pulse Rep Rate	5-50 Hz
Pulse Duration	H: 60 µsec S: 700 µsec
Laser Engine	Miniaturized Er,Cr:YSGG laser engine
Fiber Optic Cable	White, highly flexible, reliable
User Interface	Applications-based, removable tablet
Touchscreen Size	9.7" x 6" (24.64cm x 15.24cm)
Pre-sets	95 procedural presets, with simple slider bar to adjust settings within each procedure
Additional Content	Procedure animations, case studies, best practices
WiFi-enabled for BIOLASE Connect	Yes
Weight	27 Lbs (12.247 kg)



Waterlase Express shown with Premium Cart option. Economy Cart option also available.

BIOLASE

For more information, visit biolase.com   

NORTH AMERICA

BIOLASE HEADQUARTERS

4 Cromwell
Irvine, CA 92618, USA
Toll-Free: (888) 424-6527
Phone: (949) 361-1200
Service: (800) 321-6717
Fax: (949) 273-6687

EUROPE

BIOLASE Europe GmbH
Paintweg 10
92685 Floss, Germany
Phone: +499603808252
Fax: +499603808250

ASIA

BIOLASE Technology India Pvt. Ltd.
404, Agarwal Golden Chambers
Fun Republic Road, Off New Link Road
Andheri (W), Mumbai — 400 053
Phone: +91 22 6195 3400

¹ American Dental Association, ADA.org

² BIOLASE Brand Development Research; Final Report Rev. Aug. 2005

©2017 BIOLASE, Inc. All rights reserved.